

A photograph showing several hands of different ethnicities and ages clasped together in prayer on a wooden surface. A large blue rectangular overlay is centered over the image, containing the title text in white. The hands are positioned around the perimeter of the blue box, with some showing skin tones ranging from dark brown to light skin. One hand at the bottom left has red nail polish, and another at the bottom right is wearing a metal watch.

How to Lead a God Pod

How to Lead a God Pod

- Set aside half a day (at least 2–3 hours)

How to Lead a God Pod

- Set aside half a day (at least 2–3 hours)
- Begin with 1–2 songs of worship inviting the presence of God and encouraging your pod members to listen to the voice of God

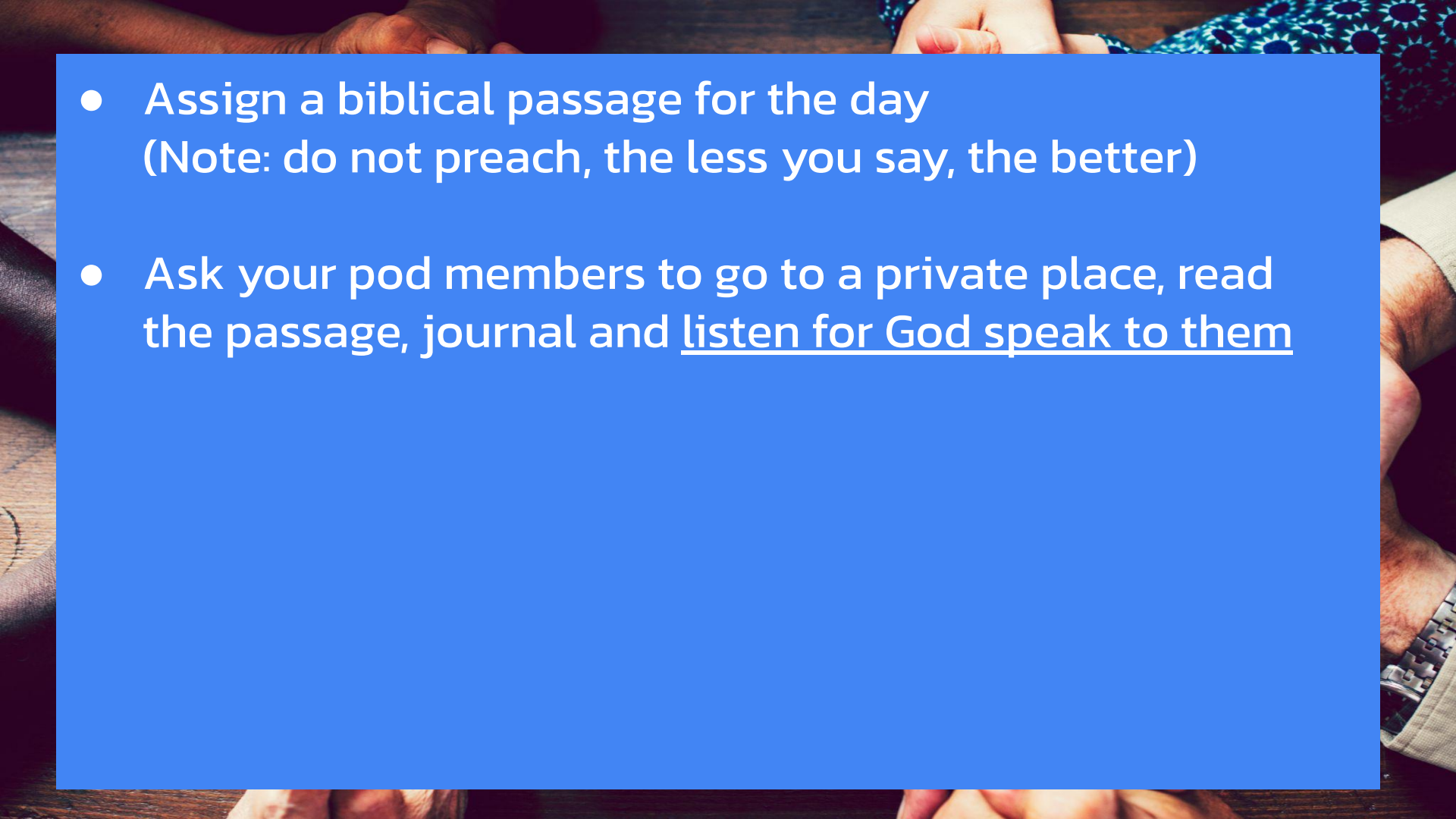
How to Lead a God Pod

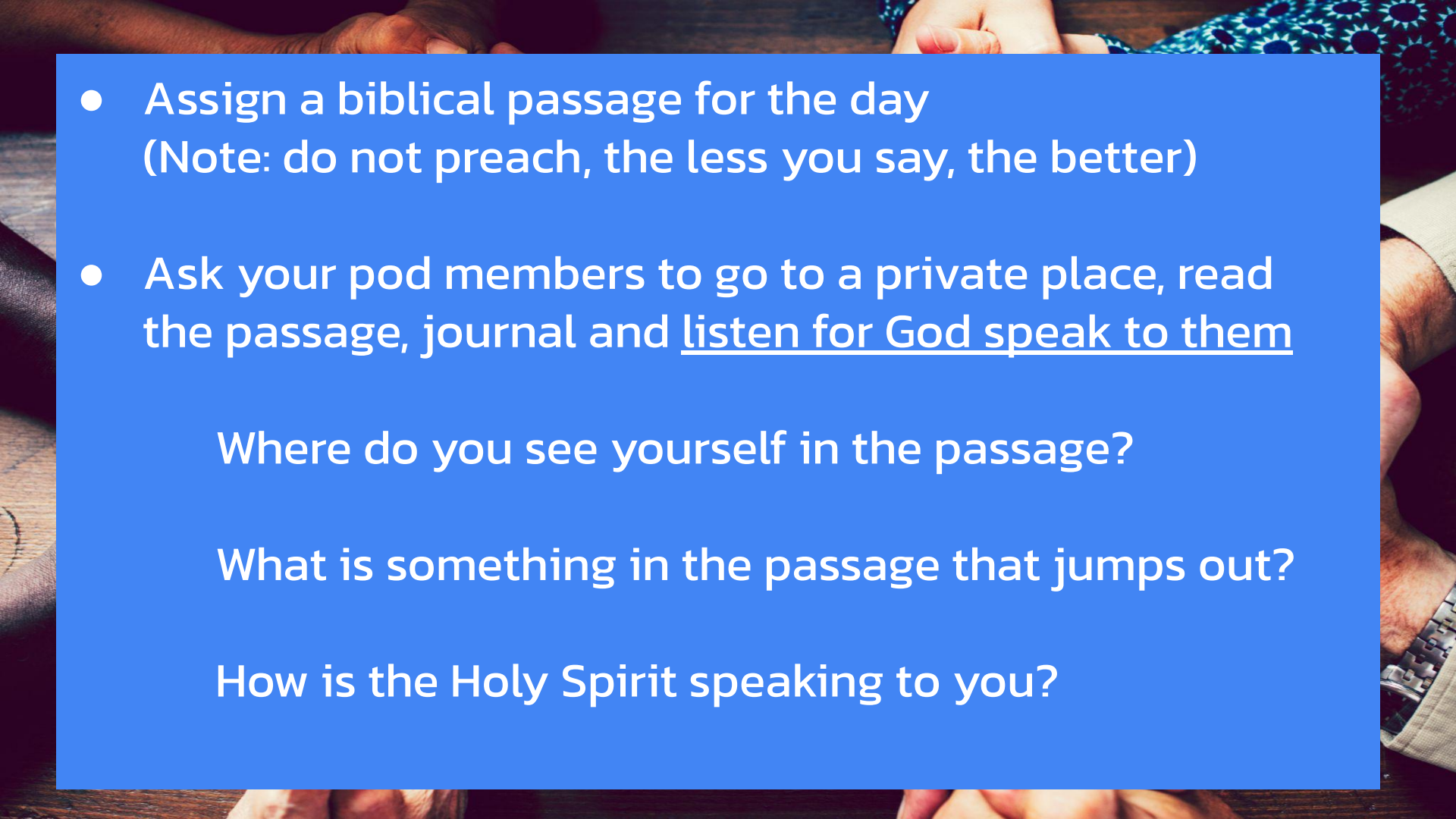
- Set aside half a day (at least 2–3 hours)
- Begin with 1–2 songs of worship inviting the presence of God and encouraging your pod members to listen to the voice of God
- Divide the God pod time into two parts
for personal prayer

How to Lead a God Pod

- Set aside half a day (at least 2–3 hours)
- Begin with 1–2 songs of worship inviting the presence of God and encouraging your pod members to listen to the voice of God
- Divide the God pod time into two parts
 - for personal prayer
 - for their church/ministry

- 
- Assign a biblical passage for the day
(Note: do not preach, the less you say, the better)

- 
- Assign a biblical passage for the day
(Note: do not preach, the less you say, the better)
 - Ask your pod members to go to a private place, read the passage, journal and listen for God speak to them

- 
- Assign a biblical passage for the day
(Note: do not preach, the less you say, the better)
 - Ask your pod members to go to a private place, read the passage, journal and listen for God speak to them

Where do you see yourself in the passage?

What is something in the passage that jumps out?

How is the Holy Spirit speaking to you?

- This is really easy!

- This is really easy!

The only thing you need to pray is, "Speak LORD, for your servant is listening (1 Samuel 3:9)"

- This is really easy!

The only thing you need to pray is, "Speak LORD, for your servant is listening (1 Samuel 3:9)

- This is really difficult!

We're used to doing the talking when we pray

- This is really easy!

The only thing you need to pray is, "Speak LORD, for your servant is listening (1 Samuel 3:9)

- This is really difficult!

We're used to doing the talking when we pray

We're not used to listening for God's voice
(or not allowed to)

- This is really easy!

The only thing you need to pray is, "Speak LORD, for your servant is listening (1 Samuel 3:9)

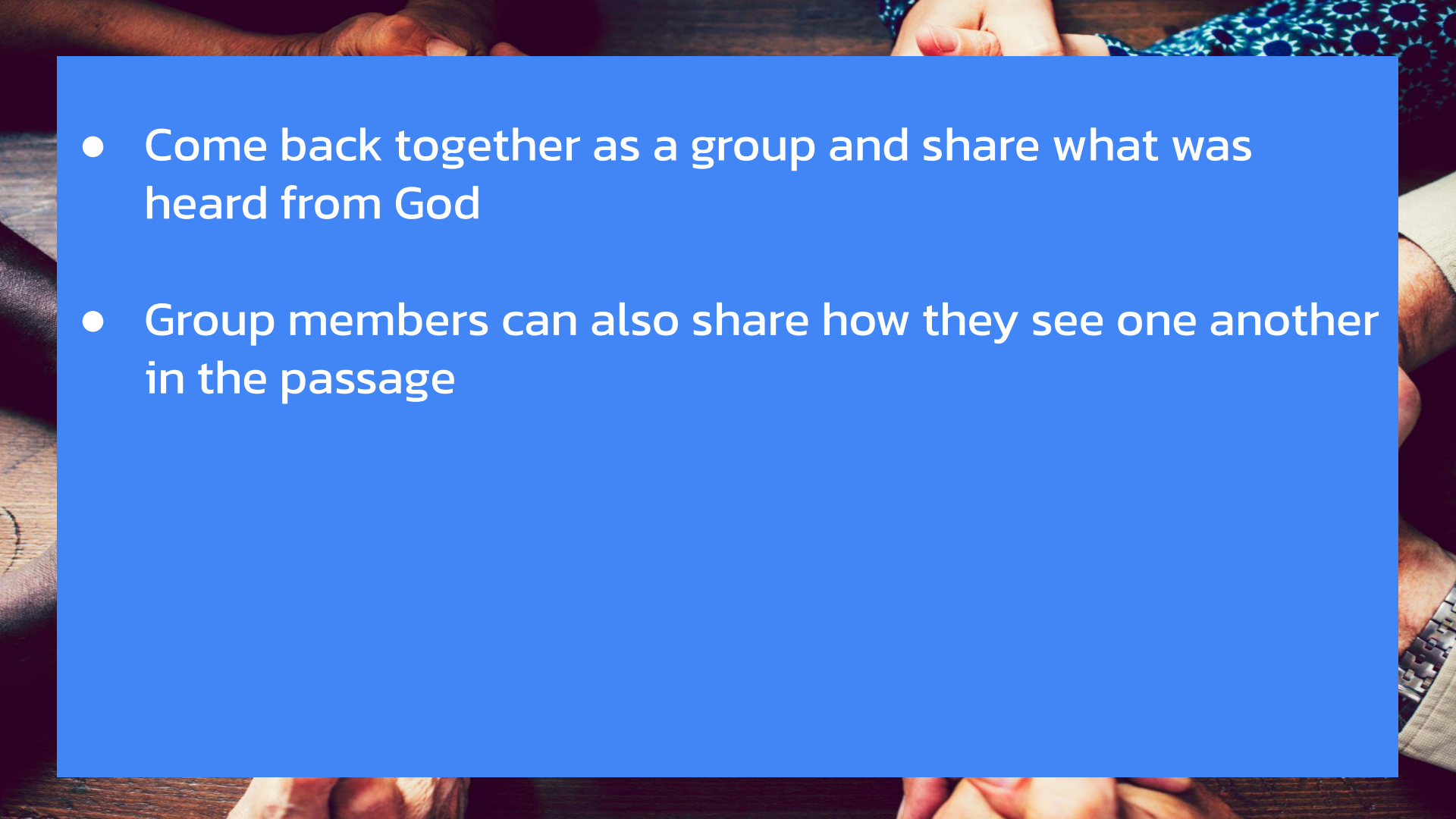
- This is really difficult!

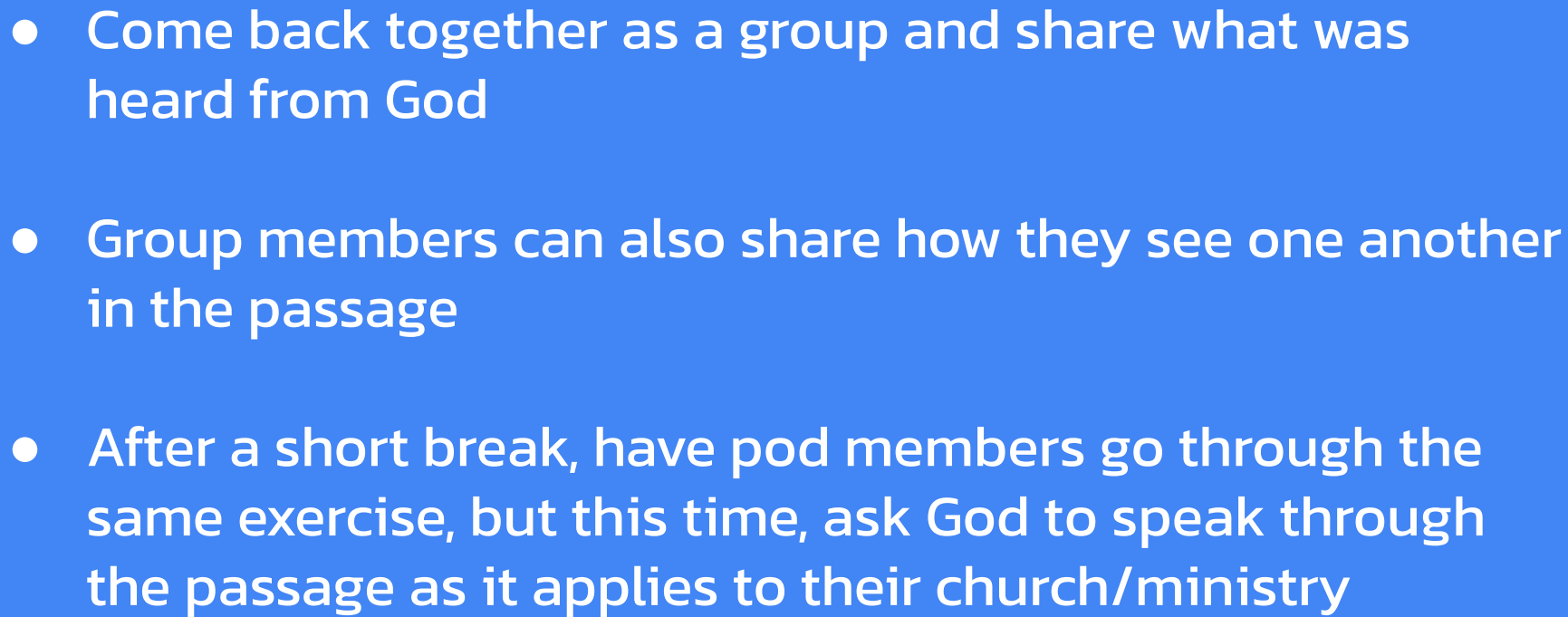
We're used to doing the talking when we pray

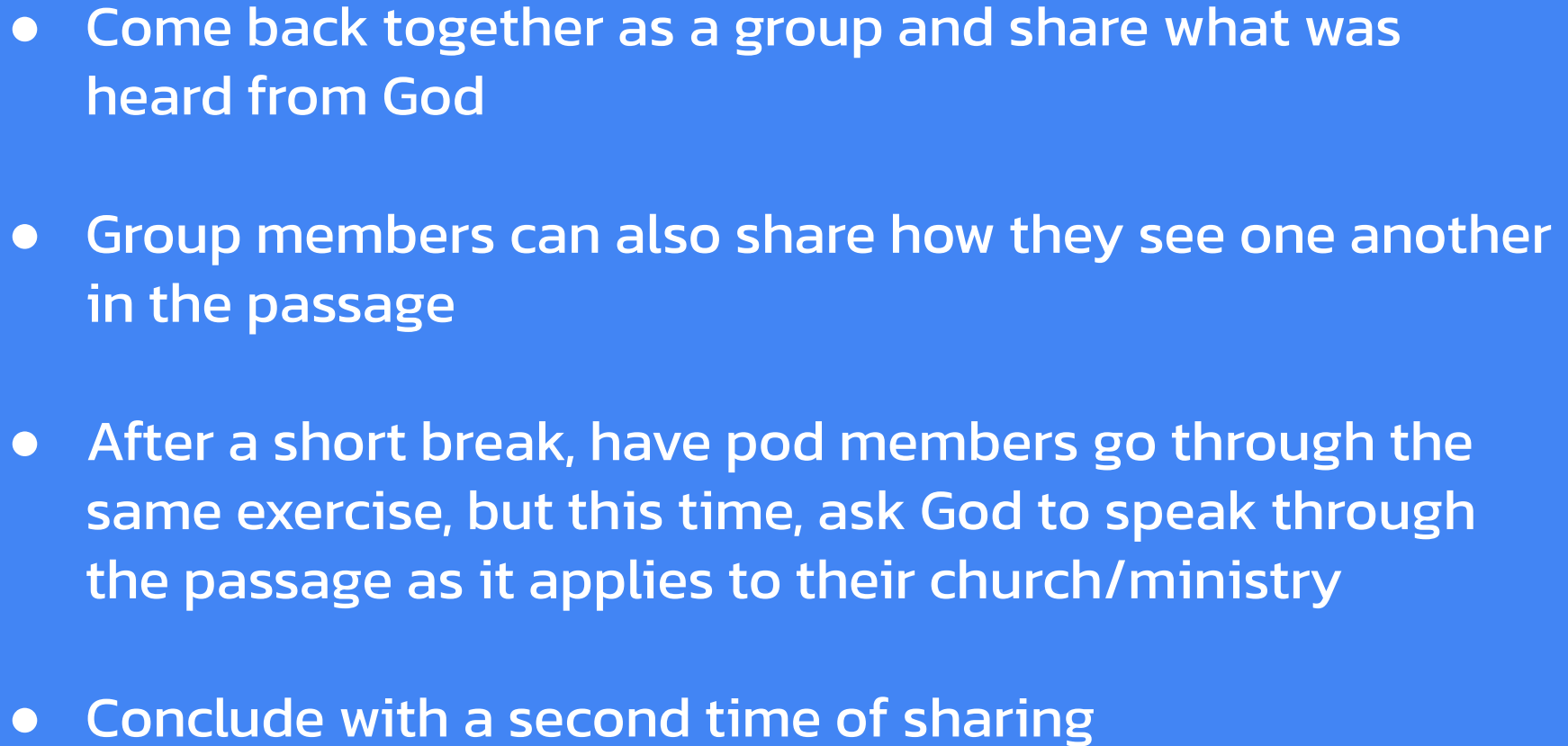
We're not used to listening for God's voice
(or not allowed to)

We have agendas that we want God to cover

- 
- Come back together as a group and share what was heard from God

- 
- Come back together as a group and share what was heard from God
 - Group members can also share how they see one another in the passage

- 
- A photograph of a group of people holding hands in prayer, with a blue text overlay. The background shows the hands and forearms of several individuals, some wearing patterned clothing. The text is white and centered on a blue rectangular background.
- Come back together as a group and share what was heard from God
 - Group members can also share how they see one another in the passage
 - After a short break, have pod members go through the same exercise, but this time, ask God to speak through the passage as it applies to their church/ministry

- 
- Come back together as a group and share what was heard from God
 - Group members can also share how they see one another in the passage
 - After a short break, have pod members go through the same exercise, but this time, ask God to speak through the passage as it applies to their church/ministry
 - Conclude with a second time of sharing